

# Urban Theories

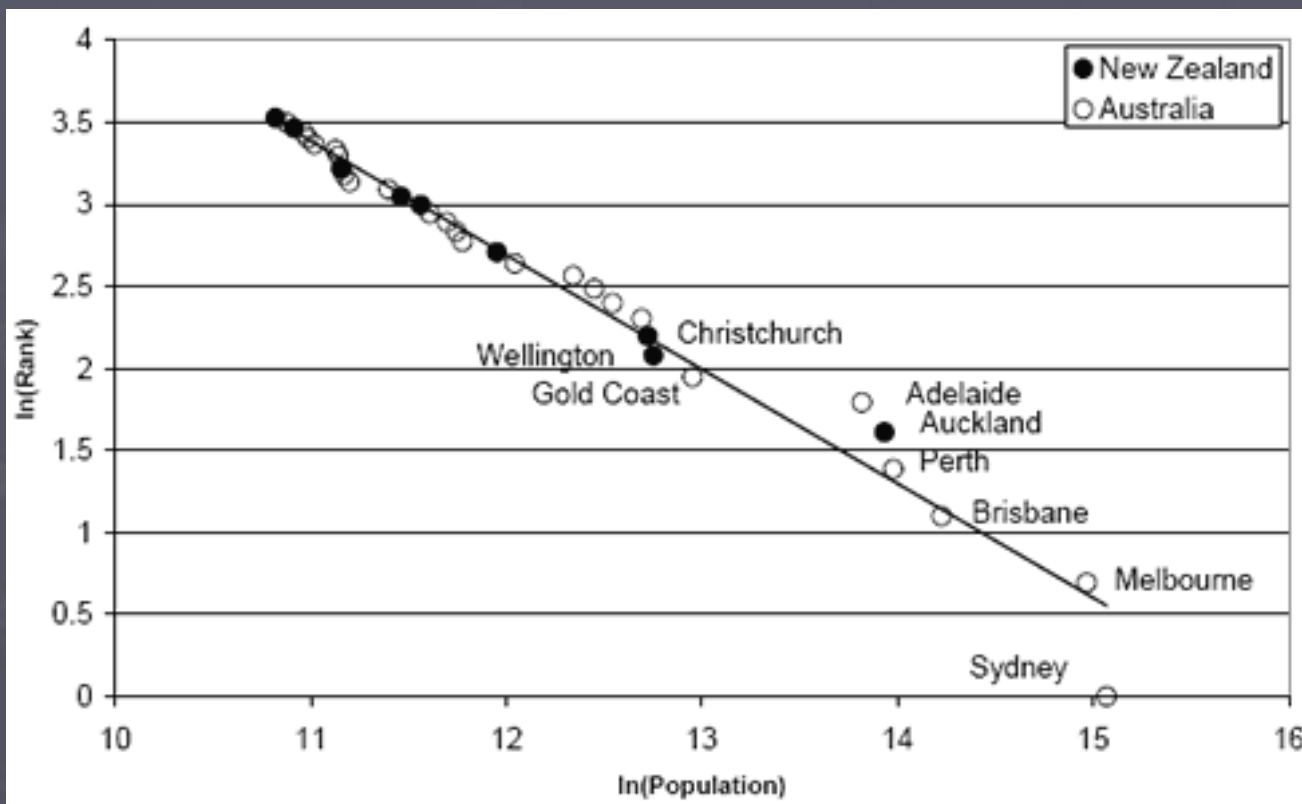
Rank-Size Rule, Primate Cities, and  
Central Place Theory

# The Rank-Size Rule

- If all cities in a country are placed in order from the largest to the smallest, each one will have a population half the size of the city before it.
  - Rank 1 – Largest City
  - Rank 2 –  $\frac{1}{2}$  the number of people as Rank 1 city
  - Rank 3 –  $\frac{1}{3}$  the number of people as Rank 1 city
  - Rank 4 –  $\frac{1}{4}$  the number of people as Rank 1 city
  - Rank 5 –  $\frac{1}{5}$  the number of people as Rank 1 city

# Uses for Rank-Size Rule

- Creates a classification for cities by population
- Helps find the presence of a primate city



# Primate City

- The largest city of a country is more than twice as large compared to all the other cities in the country in terms of population and influence



# Case Study: Bangkok, Thailand


	<b>Name</b>	<b>Population</b>
1	<a href="#">Bangkok</a> , Bangkok	5,104,476
2	<a href="#">Mueang Samut Prakan</a> , Samut Prakan	388,920
3	<a href="#">Mueang Nonthaburi</a> , Nonthaburi	291,555
4	<a href="#">Udon Thani</a> , Changwat Udon Thani	247,231
5	<a href="#">Chon Buri</a> , Chon Buri	219,164
6	<a href="#">Nakhon Ratchasima</a> , Nakhon Ratchasima	208,781
7	<a href="#">Chiang Mai</a> , Chiang Mai	200,952
8	<a href="#">Hat Yai</a> , Songkhla	191,696
9	<a href="#">Pak Kret</a> , Nonthaburi	182,926
10	<a href="#">Si Racha</a> , Chon Buri	178,916



# Case Study: Bangkok, Thailand

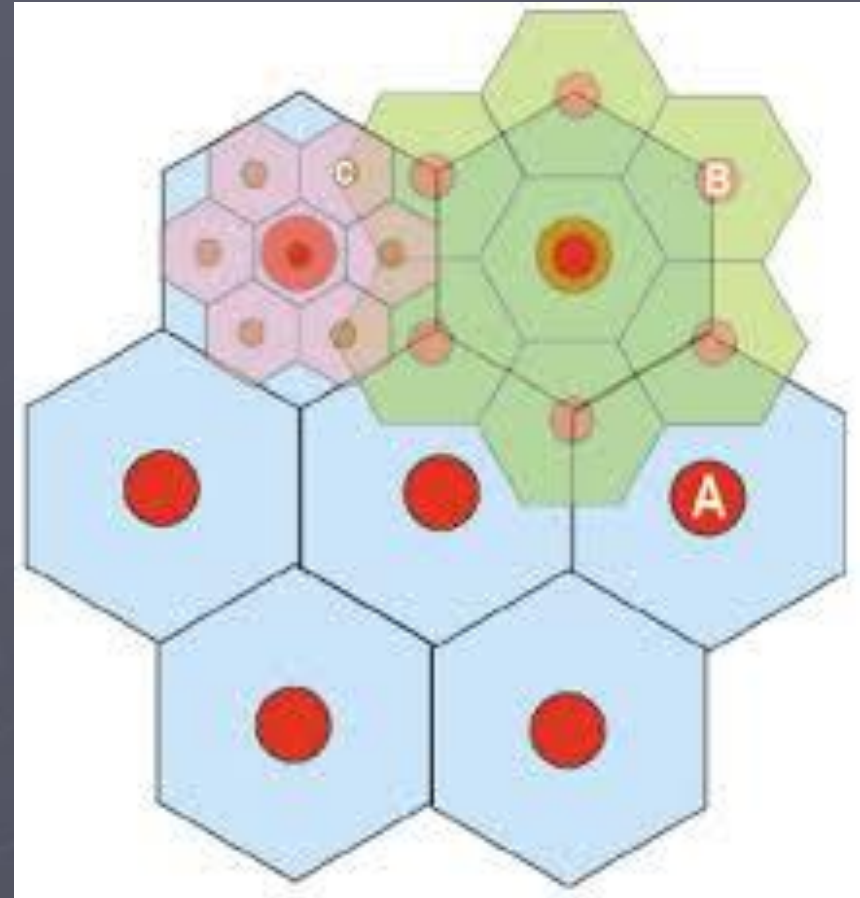
- In Thailand...
  - 80% of phones are registered to Bangkok Addresses
  - 79% of all pharmacists are located in Bangkok
  - 45% of Doctors are located in Bangkok
  - 72% of all registered cars are in Bangkok

Activity: What are the primary advantages and disadvantages of living in a primate city?



# Central Place Theory

- Made in 1933 in Southern Germany
- Observations
  - People gather together in cities to share goods and ideas
  - Cities exist for purely economic reasons





# Principle of Central Place Theory

- Important Concepts
  - **Threshold:** The minimum number of people required to justify a certain good/service
  - **Range:** The Maximum distance a consumer will travel for a good/service
- Central Place Theory Assumptions
  - Humans will always purchase goods from the closest place that offers the good
  - Whenever demand for a certain good is high, it will be offered in close proximity to the population
    - Example: Groceries